


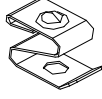
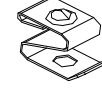
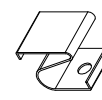

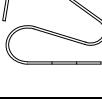
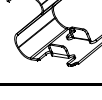
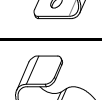
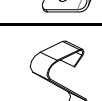



Part No	Material	L(mm)	W(mm)	H(mm)	Drawing	Plating
99048	C17200 BeCu T=0.10mm	2.00	1.50	1.80		Au 1u"
99031	SUS 301 T= 0.10mm	3.65	3.00	1.90		Au 1u"
94033	C17200 BeCu T=0.08mm	2.70	1.50	2.20		Au 1u"
97054	C17200 BeCu T=0.08mm	3.00	1.50	2.50		Au 2-4u"
95009	C17200 BeCu T=0.08mm	3.10	3.00	2.50		Au 1u"
97020	C17200 BeCu T=0.10mm	3.00	1.50	2.70		Au 3u"
99030	SUS 301 T= 0.10mm	3.55	3.00	2.80		Au 1u"
91026	C17200 BeCu T=0.08mm	3.00	2.00	3.10		Au 1u"
96019-1	C17200 BeCu T=0.10mm	3.50	1.20	3.20		Au 1u"
94039	C17200 BeCu T=0.10mm	3.80	2.50	3.50		Au 1u"
94008	AEM400 T=0.10mm	3.00	2.00	3.70		Au 1u"
95022	C17200 BeCu T=0.08mm	5.00	3.00	4.00		Au 1u"
99029	C17200 BeCu T=0.10mm	2.70	1.20	4.07		Au5.2u"
96001	C17200 BeCu T=0.08mm	3.10	1.50	4.90		Au 1u"
97012	C17200 BeCu T=0.10mm	5.00	1.50	6.20		Au 1u"